

MEG Experiment at PSI

Status and Prospects

W. Ootani

on behalf of the MEG collaboration

3rd CHIPP Swiss neutrino workshop


Nov. 17th, 2008 ETH Zurich

Contents

- ▶ $\mu \rightarrow e \gamma$ search at MEG
- ▶ MEG Detector
- ▶ Run 2008
- ▶ Prospects



MEG Collaboration



~80 physicists from 12 institutes in 5 countries

ICEPP, Univ. of Tokyo

X. Bai, Y. Hisamatsu, T. Iwamoto, K. Kaneko, T. Mashimo, T. Mori, H. Natori, Y. Nishimura, W. Ootani, R. Sawada, Y. Uchiyama, S. Yamashita

KEK

T. Haruyama, K. Kasami, A. Maki, Y. Makida, S. Mihara, H. Nishiguchi, A. Yamamoto, K. Yoshimura

Waseda Univ.

T. Doke, J. Kikuchi, S. Suzuki, K. Terasawa

INFN and University of Pisa

A. Baldini, C. Bemporad, F. Cei, M. Corbo, L. Galli, G. Gallucci, M. Grassi, F. Morsani, D. Nicolò, A. Papa, L. Perrozzi, F. Raffaelli, F. Sergiampietri, G. Signorelli

INFN and Univ. of Genova

S. Cuneo, M. de Gerone, S. Dussoni, F. Gatti, S. Minutoli, P. Musico, P. Ottonello, R. Valle, D. Bondi

INFN and Univ. of Pavia

G. Boca, P. W. Cattaneo, A. De Bari, R. Nardò, M. Rossella, G. Musitelli, O. Barnaba

INFN and Univ. of Roma I

A. Barchiesi, G. Cavoto, A. Graziosi, G. Piredda, F. Renga, C. Voena, D. Zanello

INFN and Univ. of Lecce

P. Creti, Palama' Gianfranco, M. Panareo

Paul Scherrer Institute

J. Adam, M. Hildebrandt, P.-R. Kettle, O. Kiselev, S. Ritt

BINP Novosibirsk

D. N. Grigoriev, F. Ignatov, B. I. Khazin, A. Popov, Y. V. Yudin.

JINR Dubna

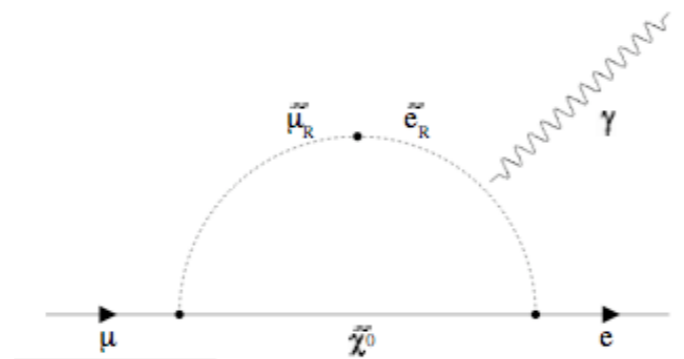
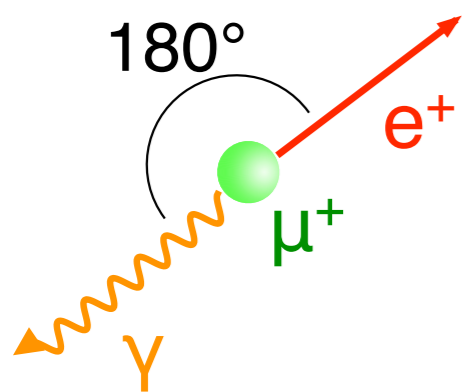
A. Korenchenko, N. Kravchuk, A. Moiseenko, D. Mzavia

Univ. of California, Irvine

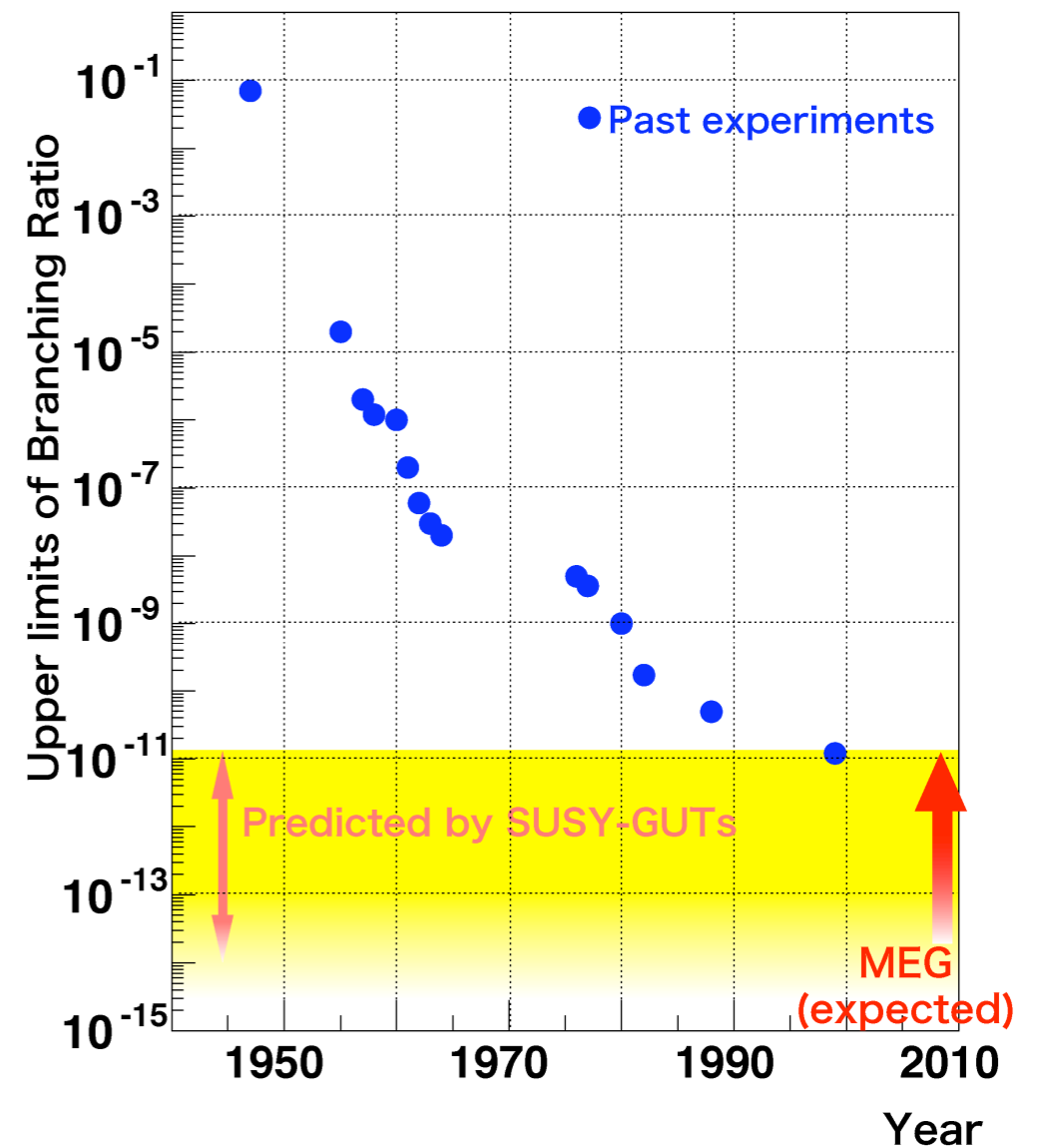
E. Baracchini, B. Golden, W. Molzon, C. Topchyan, F. Xiao, F. Yu

What Is MEG?

- MEG is an experiment to search for the lepton flavor violating (LFV) muon decay, $\mu \rightarrow e\gamma$.
- Target sensitivity at $BR \sim 10^{-13}$ improving the present limit by two orders of magnitude.
- There's a real chance to discover an evidence of new physics beyond the SM such as SUSY-GUTs.

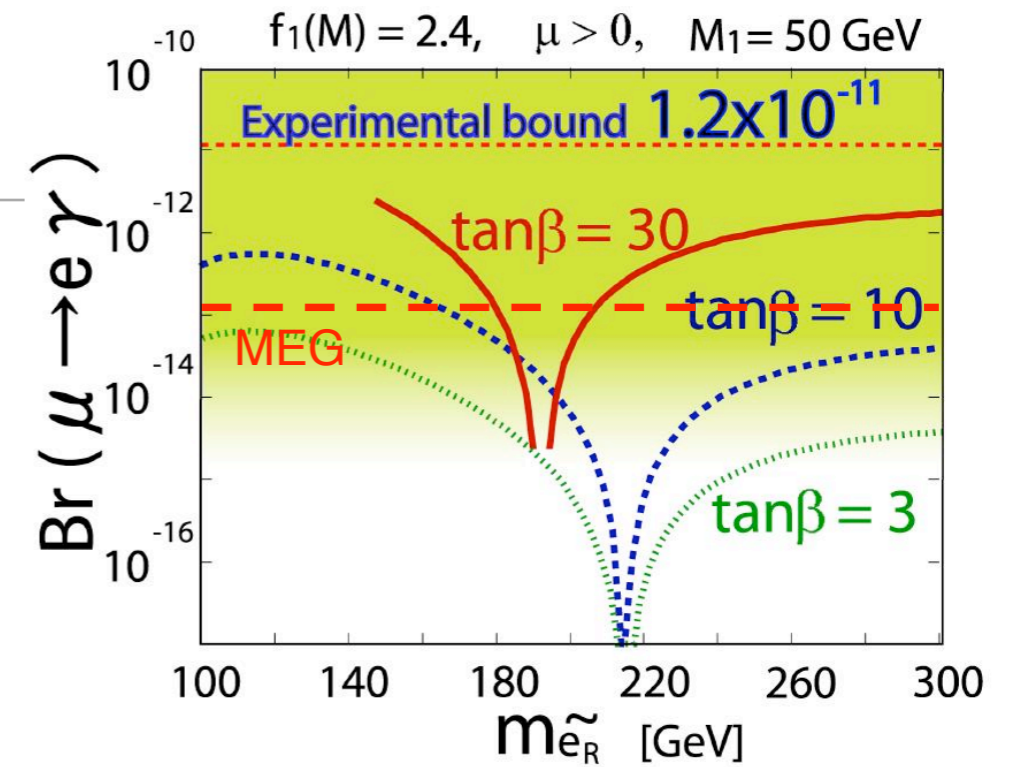


$\mu \rightarrow e\gamma$ search history

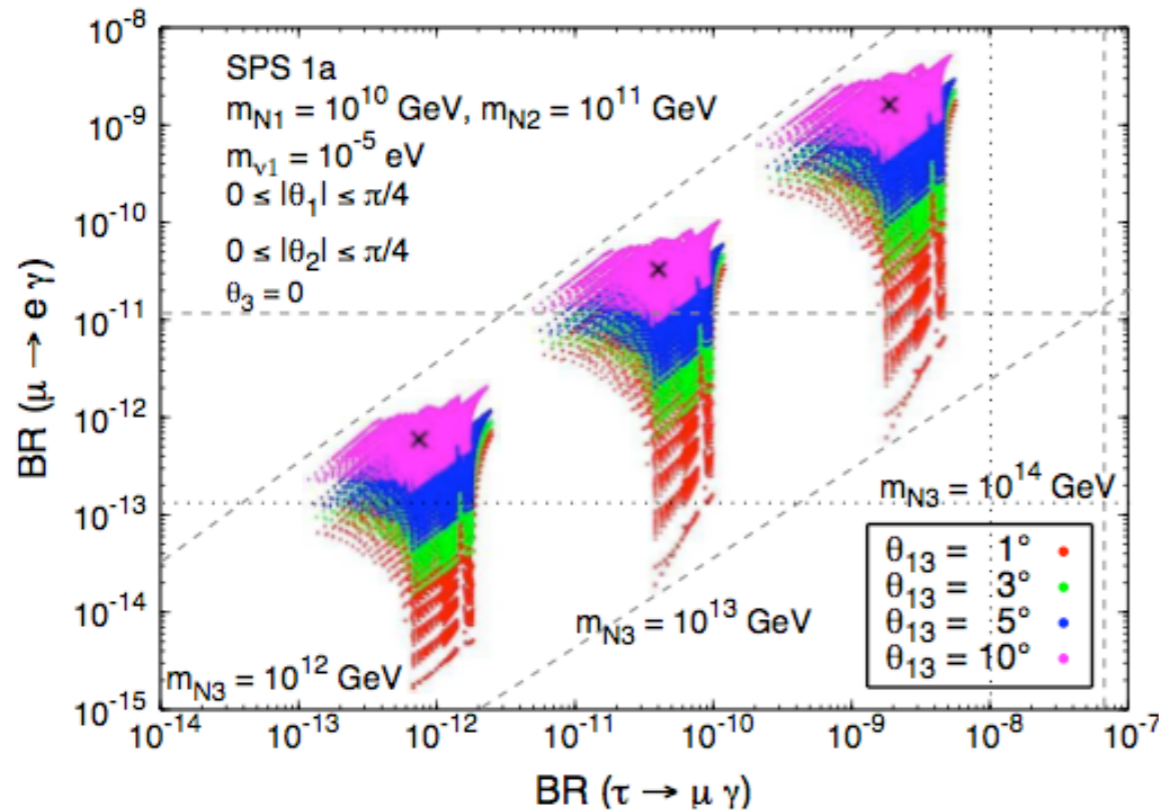


Why to Look for $\mu \rightarrow e \gamma$?

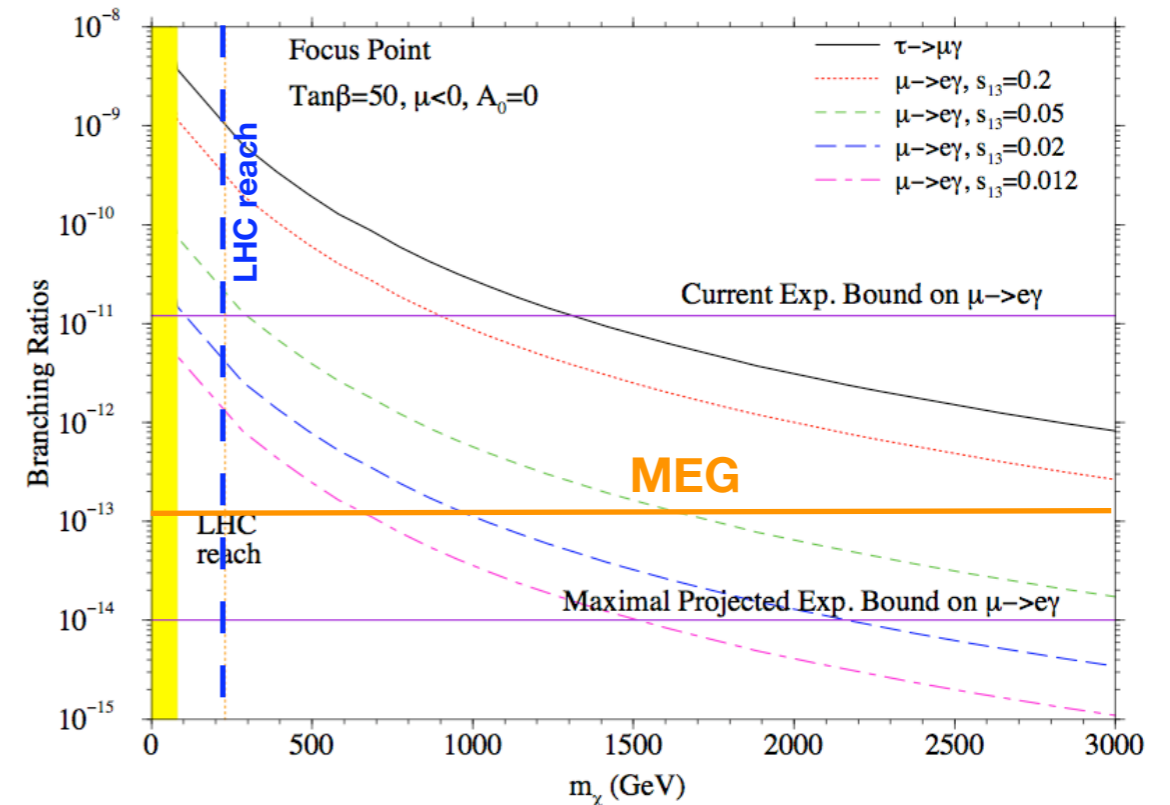
- LFV found in the neutral sector. Why not in the charged sector?
- Many “positive” SUSY predictions
- No BG from the standard model
- Complementary to LHC experiments at some parameter space



J.Hisano et al. PLB391(1997)341



S. Antusch, et al., JHEP11(2006)090



A.Masiero, JHEP 03(2004)046

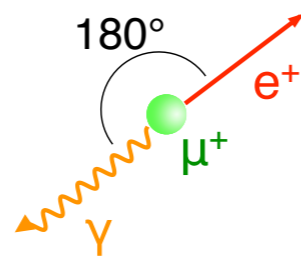
What's Necessary for $\mu \rightarrow e\gamma$ Search?

- A lot of muons
 - High intensity μ^+ beam
 - High duty factor to minimize accidental background
- Good detector
 - Precise measurements of energy, timing and angle both for positron and gamma
 - Capability to identify pileups

$$B_{acc} \propto \delta E_e \cdot \delta t_{e\gamma} \cdot (\delta E_\gamma)^2 \cdot (\delta \theta_{e\gamma})^2$$

• Signal


- Back-to-back
- Mono-energetic
 $E_e = 52.8\text{MeV}$ $E_\gamma = 52.8\text{MeV}$
- Coincident in time



• Background

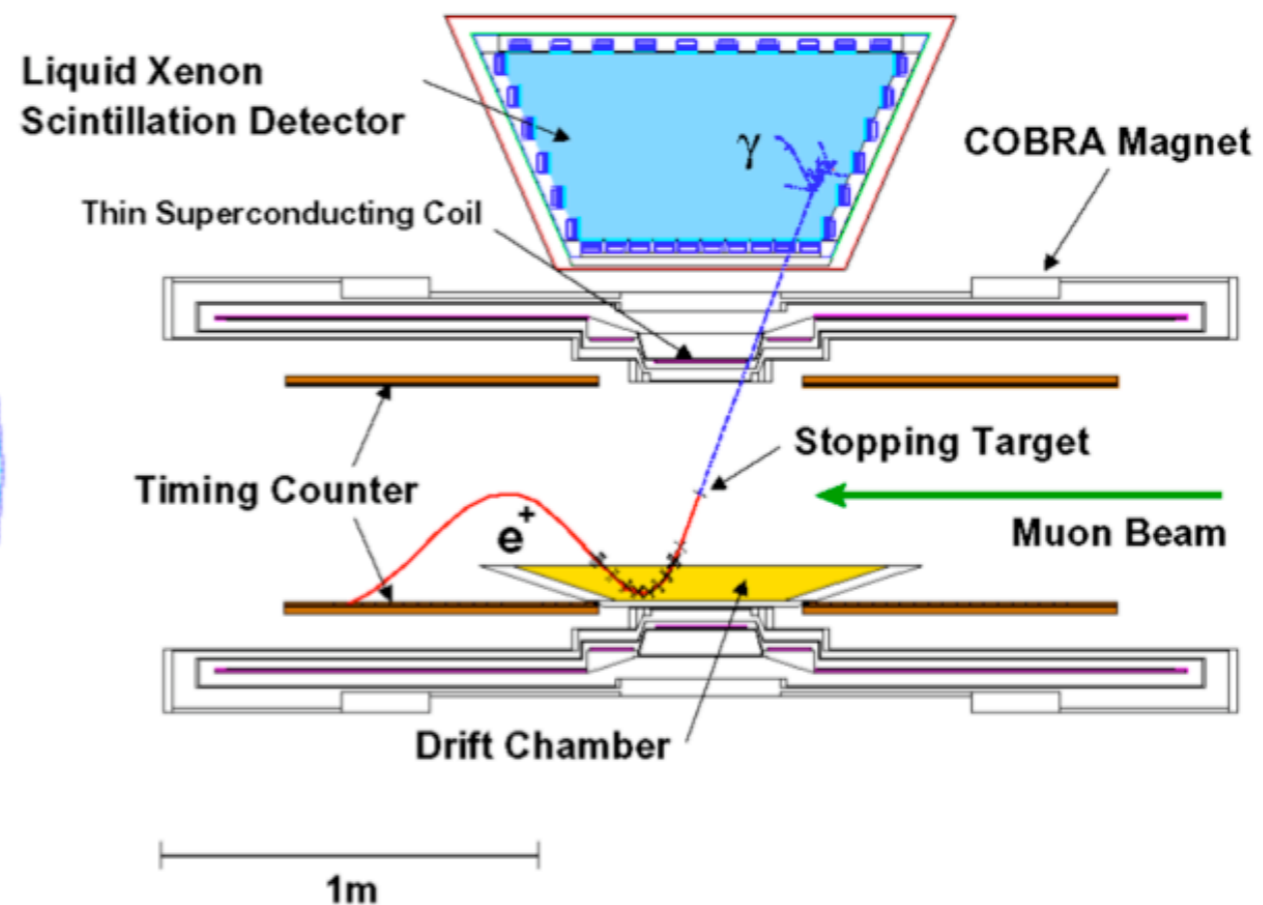
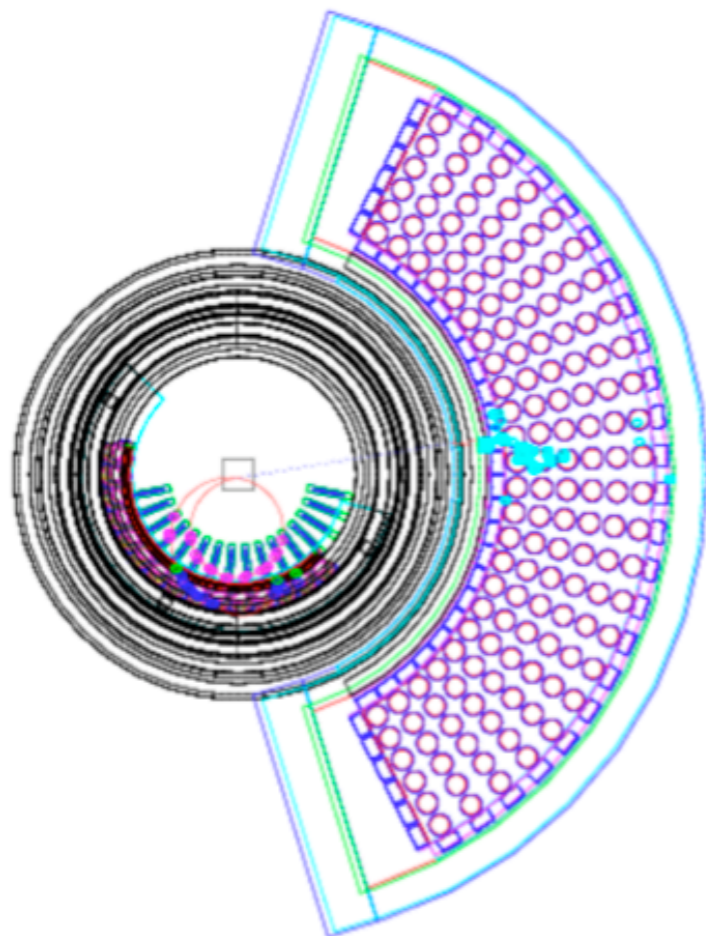
- Prompt background: $\mu \rightarrow e\gamma\nu\nu$
- “Accidental” overlap: $\mu \rightarrow e\nu\nu + \gamma$

← **Predominant**




Our Solution

- World's most intense DC muon beam up to $10^8 \mu^+$ /sec at Paul Scherrer Institute
- MEG detector
 - Gamma: LXe scintillation detector
 - Positron: COBRA positron spectrometer with gradient magnetic field.


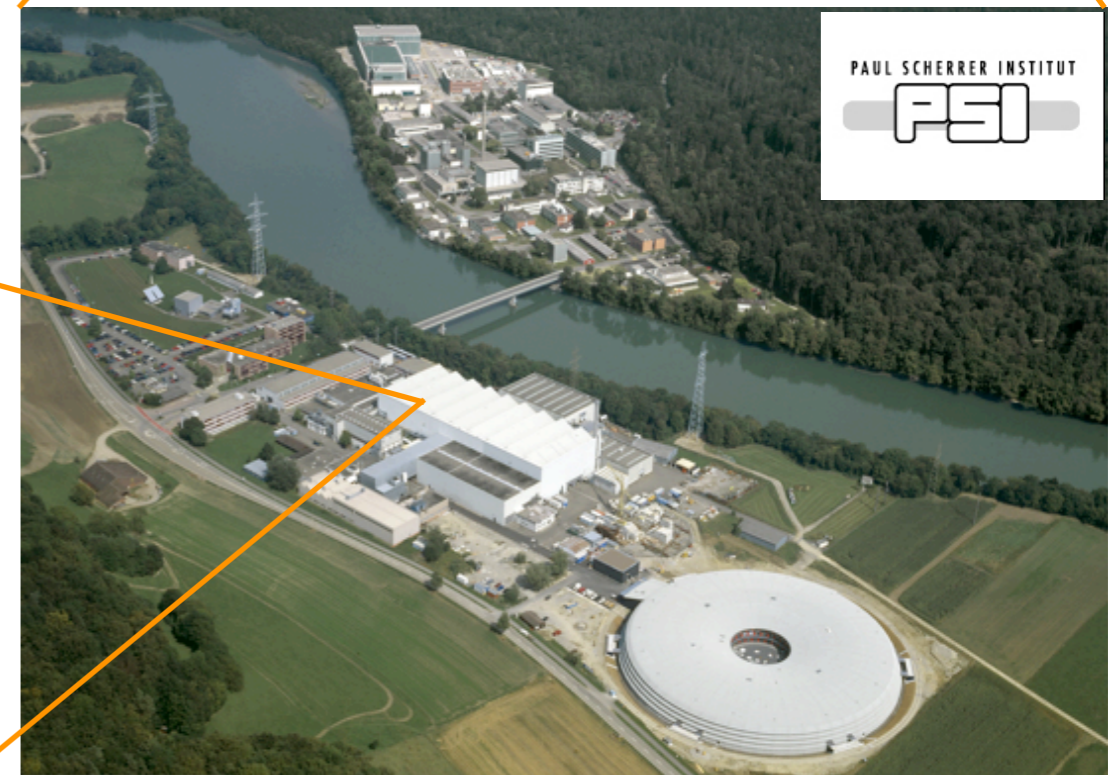


MEG Detector

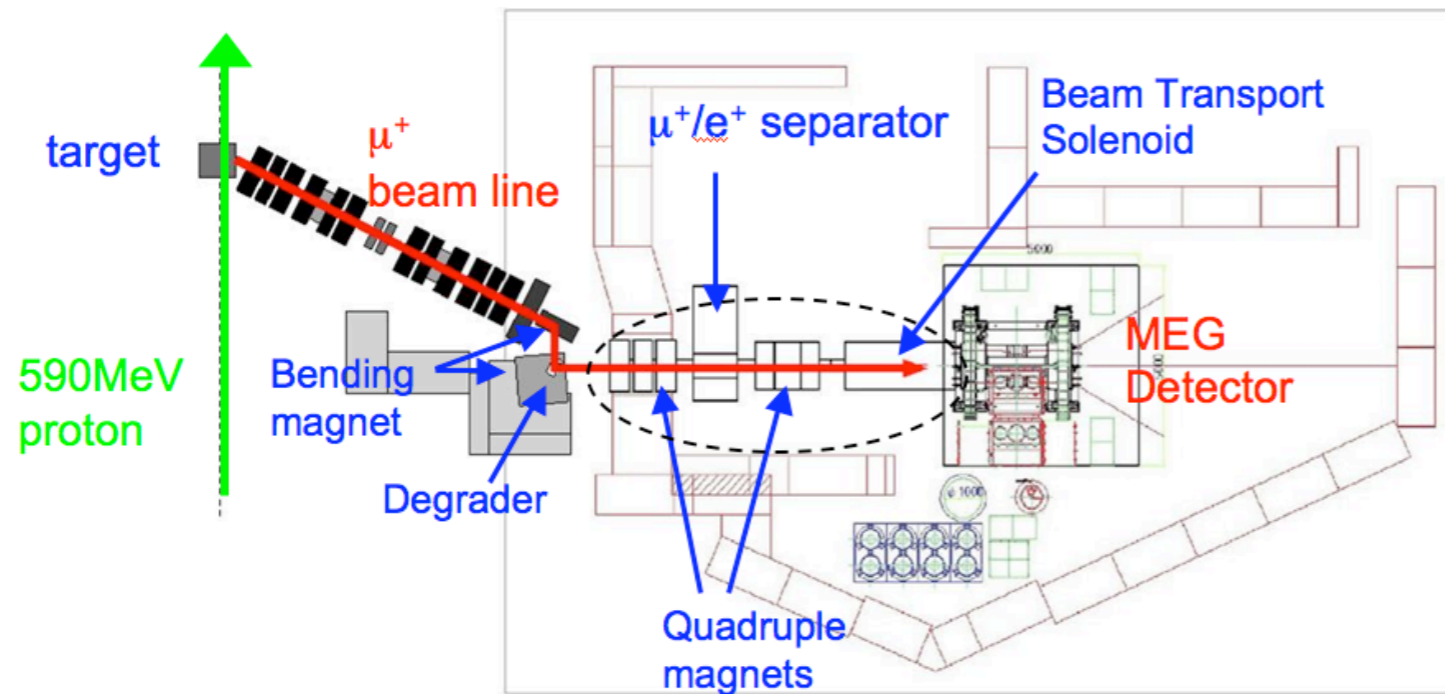


Accelerator



- PSI is the best place for $\mu \rightarrow e\gamma$ search.
- 590MeV ring cyclotron
- Beam power over 1MW
- 2mA proton current (planned to go higher)
- Continuous muon beam
- MEG at PSI
 - 1998 LOI
 - 1999 Proposal
 - 1999 Approval



Beam Transport and Target



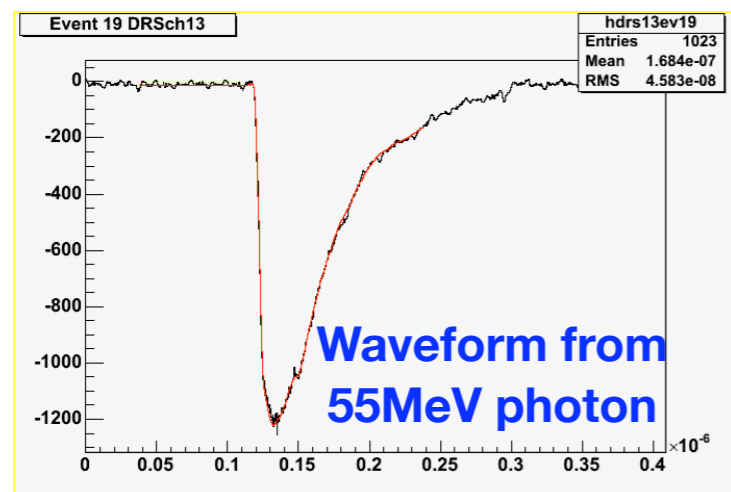


- Beam transport system
 - π E5 beam channel
 - 28 MeV/c surface muon beam up to 10^8 /sec
 - Wien filter for μ^+/e^+ separation
 - Superconducting transport solenoid with degrader
 - Beam spot size: $\sigma \sim 10$ mm
- Target
 - 205 μ m-thick polyethylene/polyester sandwich target supported by Rohacell frame
 - Slanted angle 20.5°
 - holes ($\Phi 10$ mm) to check vertex reconstruction

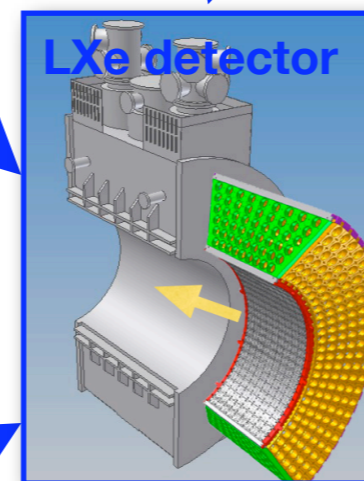


Liquid Xenon Scintillation Detector

- World's largest LXe scintillation detector
- C-shape 800L LXe is surrounded by 846 photomultipliers (PMTs).
- How to measure high energy gamma-ray?
 - **Energy:** collect scintillation light as much as possible
 - **Position:** PMT output distribution
 - **Time:** average photon arrival time
- All PMTs are read out by waveform digitizer → pileup ID, particle ID



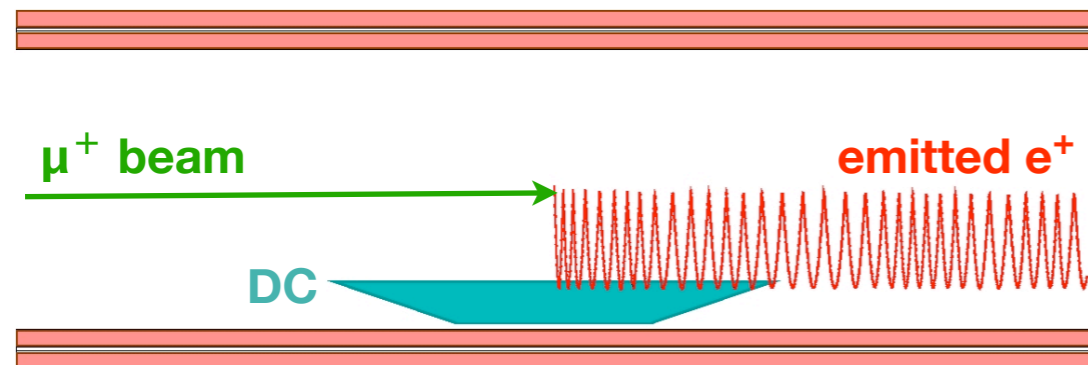
LXe Detector: Calibration and Monitoring



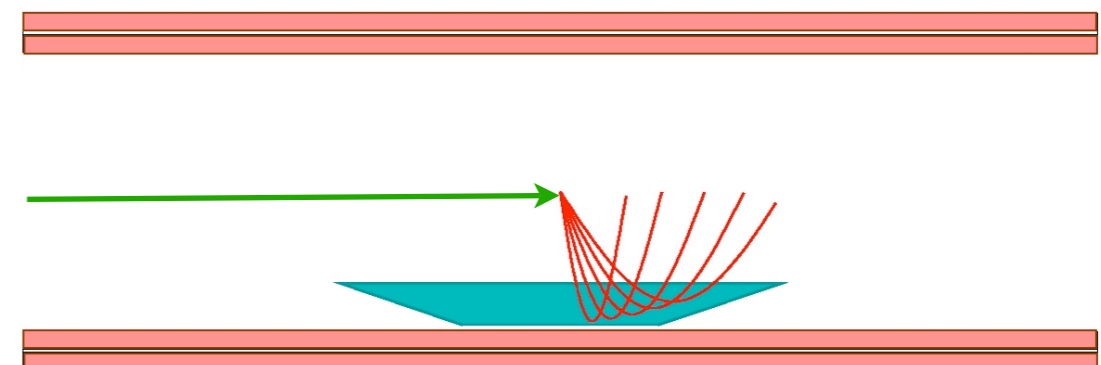
CR muon

Positron Spectrometer: COBRA Concept

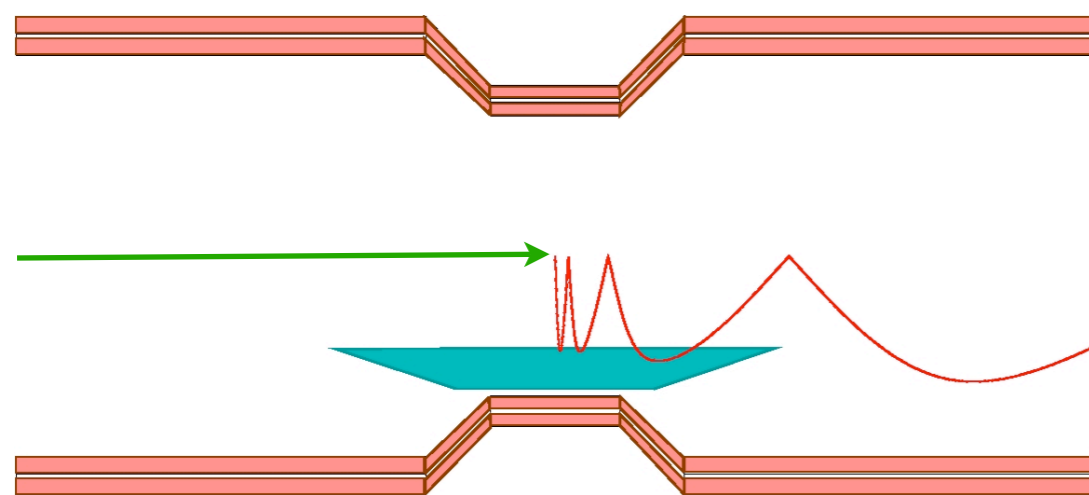
uniform B-field



uniform B-field

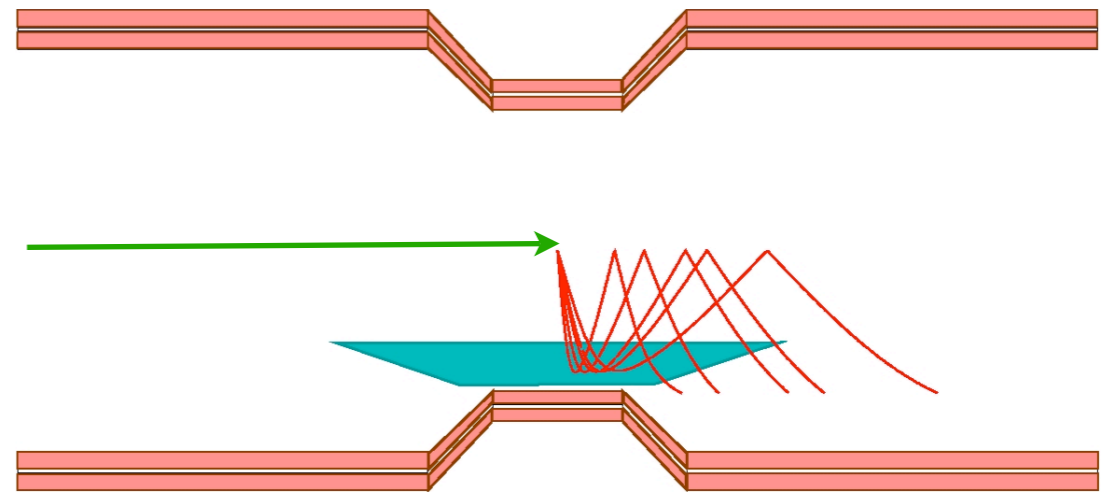


gradient B-field



Low energy positrons
quickly swept out

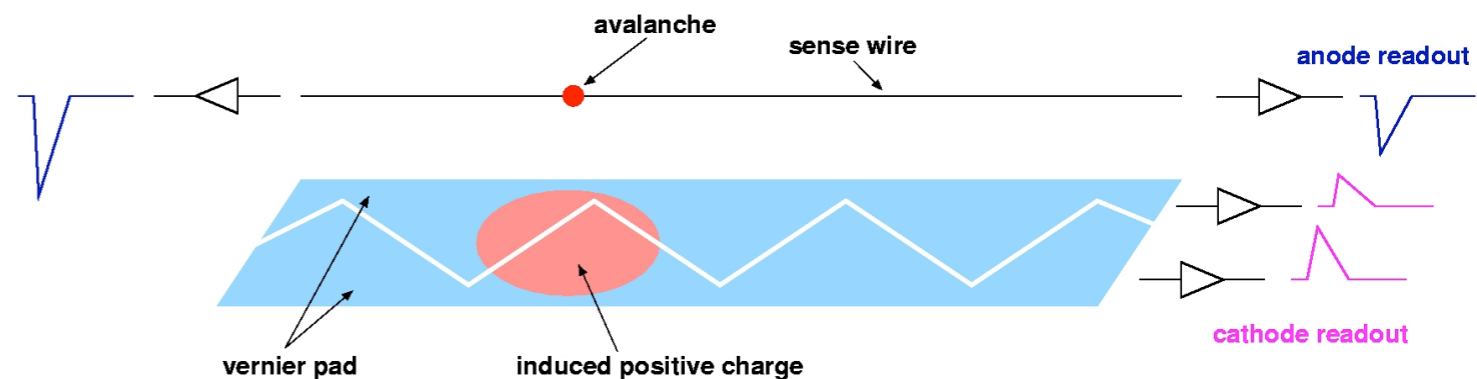
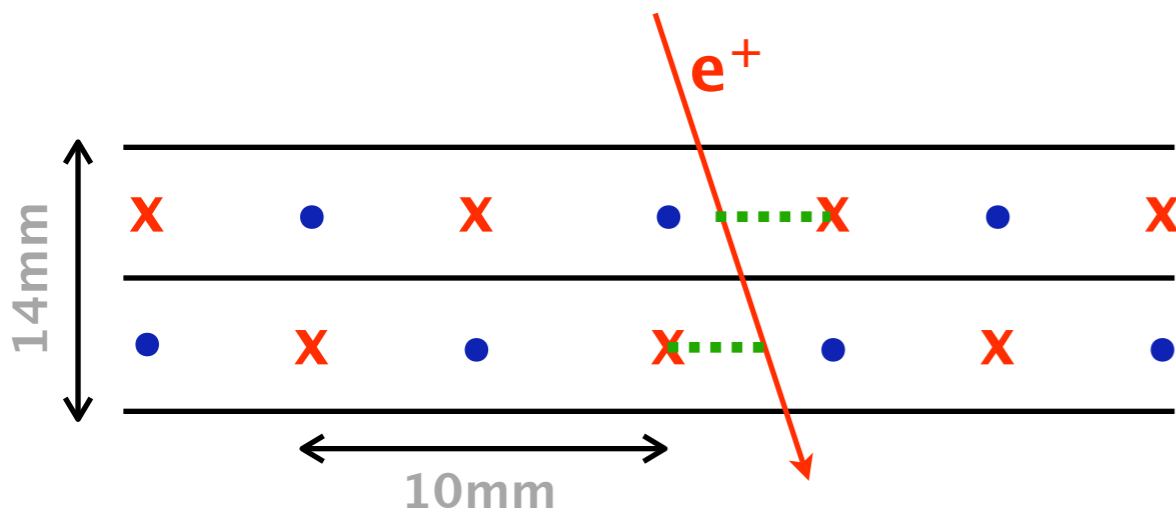
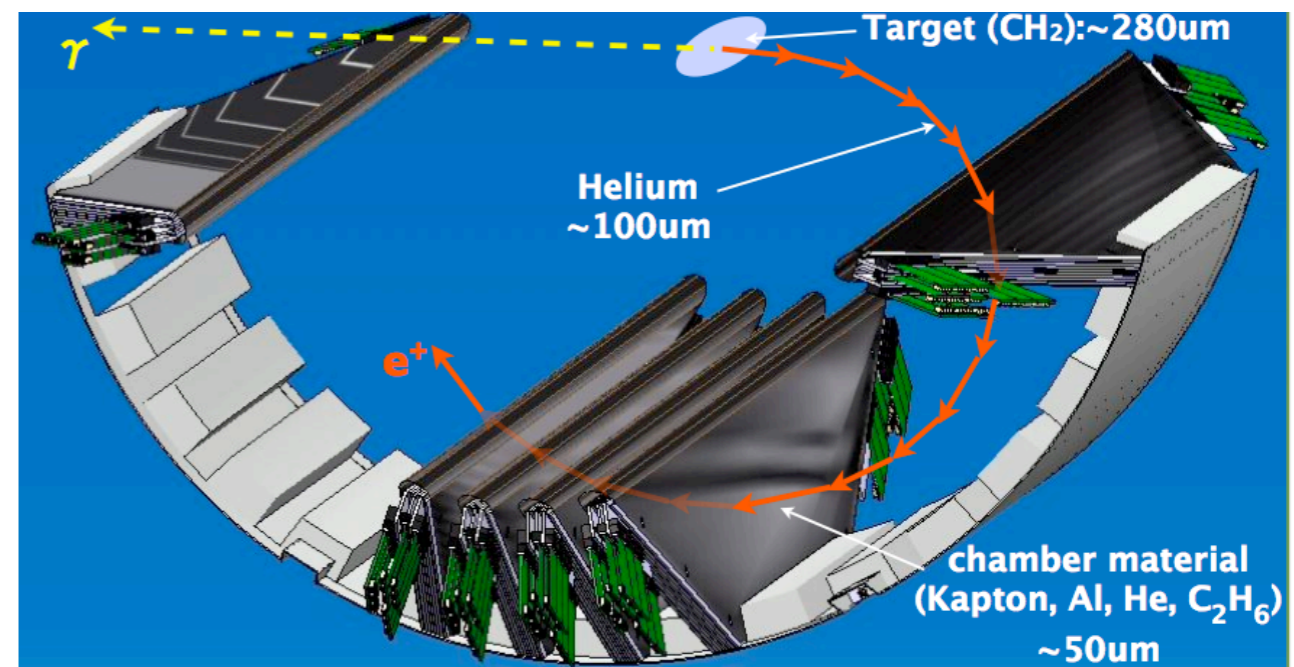

gradient B-field



COnstant **B**ending **RA**dus
independent of emission angles


Drift Chamber System

- 16 chambers radially aligned with 10° intervals
- Minimize amount of material to avoid multiple-scattering and annihilation photon BG
- Two staggered layout of drift cells for R measurement ($\sigma_R \sim 100\text{-}200\mu\text{m}$)
- Charge division on anode wire and Vernier pattern cathode pad to measure Z ($\sigma_Z \sim 300\mu\text{m}$)



Timing Counter

- Fast timing counter for positron
- Phi-counter: scintillator bars read out by fine mesh PMTs at both ends to measure the positron timing.
- Z-counter: Scintillating fiber read out by APD for additional trigger information



Scintillating fiber + APD

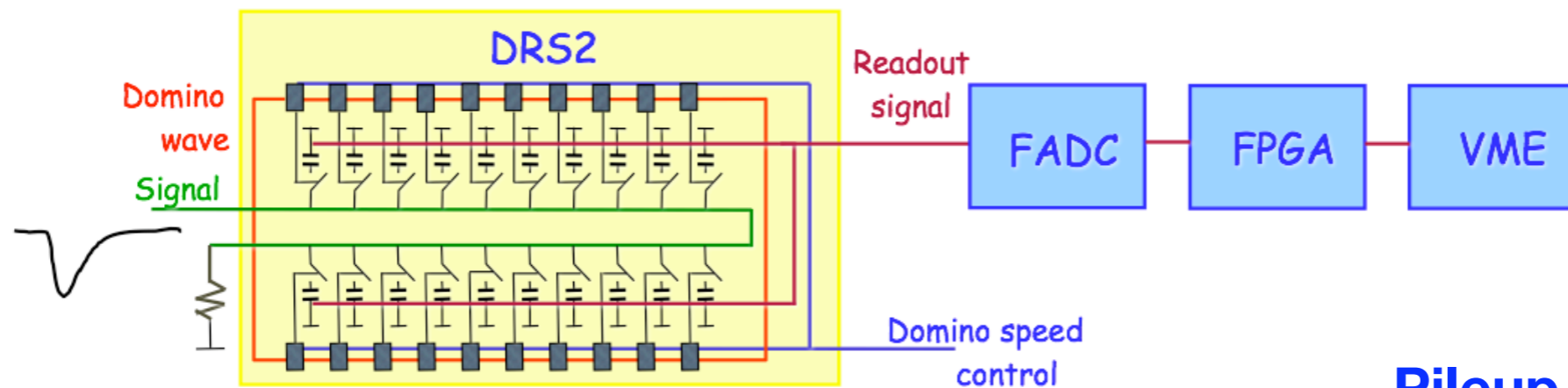
Comparison of long timing counters (from E. Nappi)

Exp. application (*)	Counter size (cm) (T x W x L)	Scintillator	PMT	λ_{att} (cm)	σ_t (meas)	σ_t (exp)
G.D.Agostini	3x 15 x 100	NE114	XP2020	200	120	60
T. Tanimori	3 x 20 x 150	SCSN38	R1332	180	140	110
T. Sugitate	4 x 3.5 x 100	SCSN23	R1828	200	50	53
R.T. Gile	5 x 10 x 280	BC408	XP2020	270	110	137
TOPAZ	4.2 x 13 x 400	BC412	R1828	300	210	240
R. Stroynowski	2 x 3 x 300	SCSN38	XP2020	180	180	420
Belle	4 x 6 x 255	BC408	R6680	250	90	143
MEG	4x4x90	BC	R5924	270	38	

Scintillator bar + fine-mesh PMT

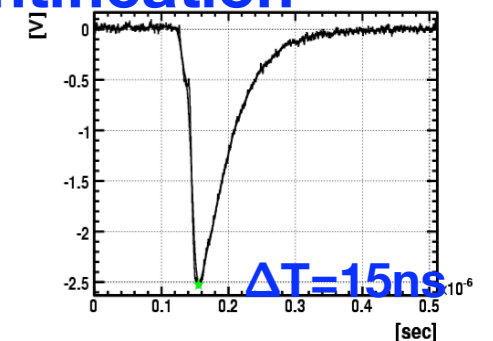
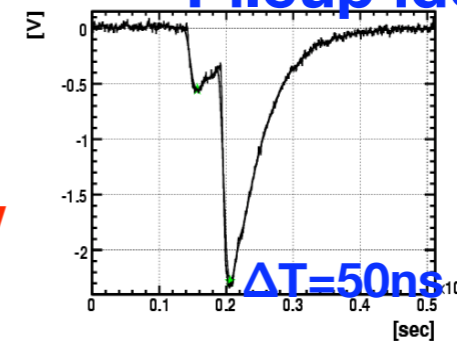
Waveform Digitizer

- All detectors will be read by Domino Ring Sampler (DRS) developed at PSI
 - Sampling speed: 1.6GHz for LXe and TC, 0.5GHz for DC
 - 1024 sampling cells

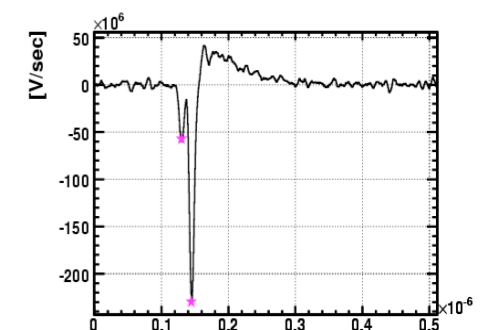
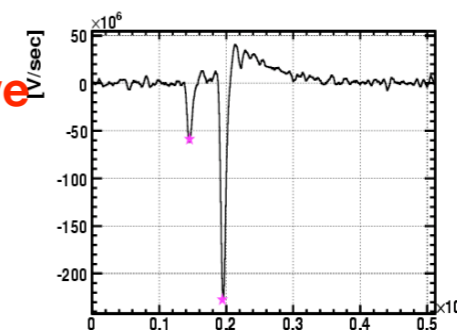


Pileup identification


Raw



Derivative



Run 2008



MEG in 2007

- Engineering run in 2007
- **All the main detector components assembled and operated.**
- **$\mu \rightarrow e\gamma$ trigger worked at expected rate.**
- Test physics run (~1-2days)
- Issues
 - LXe γ -detector
 - Low light yield due to impurity in LXe
 - HV feedthrough problem
 - e^+ spectrometer
 - Some layers were not operational in drift chamber system
 - Fiber counters in the TOF detector system are missing.
 - ...

MEG in 2008

- Solved (partly) the problems we had last year.
- **LXe detector**
 - Light yield recovered by a factor of two! by the purification
 - Calibration in full acceptance using high energy γ from π^0 decay
 - Long term stability
- **Drift chamber**
 - Some layers are not working at full efficiency due to tripping
- **Timing counter**
 - Fiber counters operational
- π^0 Dalitz decay for relative timing bw/ LXe detector and timing counter
- Reduced electric noise
- ...

MEG in 2008


- Solved (partly) the problems we had last year.
- **LXe detector**
 - Light yield recovered by a factor of two! by the purification
 - Calibration in full acceptance using high energy γ from π^0 decay
 - Long term stability
- **Drift chamber**
 - Some layers are not working at full efficiency due to tripping
- **Timing counter**
 - Fiber counters operational
- π^0 Dalitz decay for relative timing bw/ LXe detector and timing counter
- Reduced electric noise
- ...

Started physics data production on Sep. 12th!

Not a Simulation!

Example of $\mu \rightarrow e\gamma$ “trigger” event

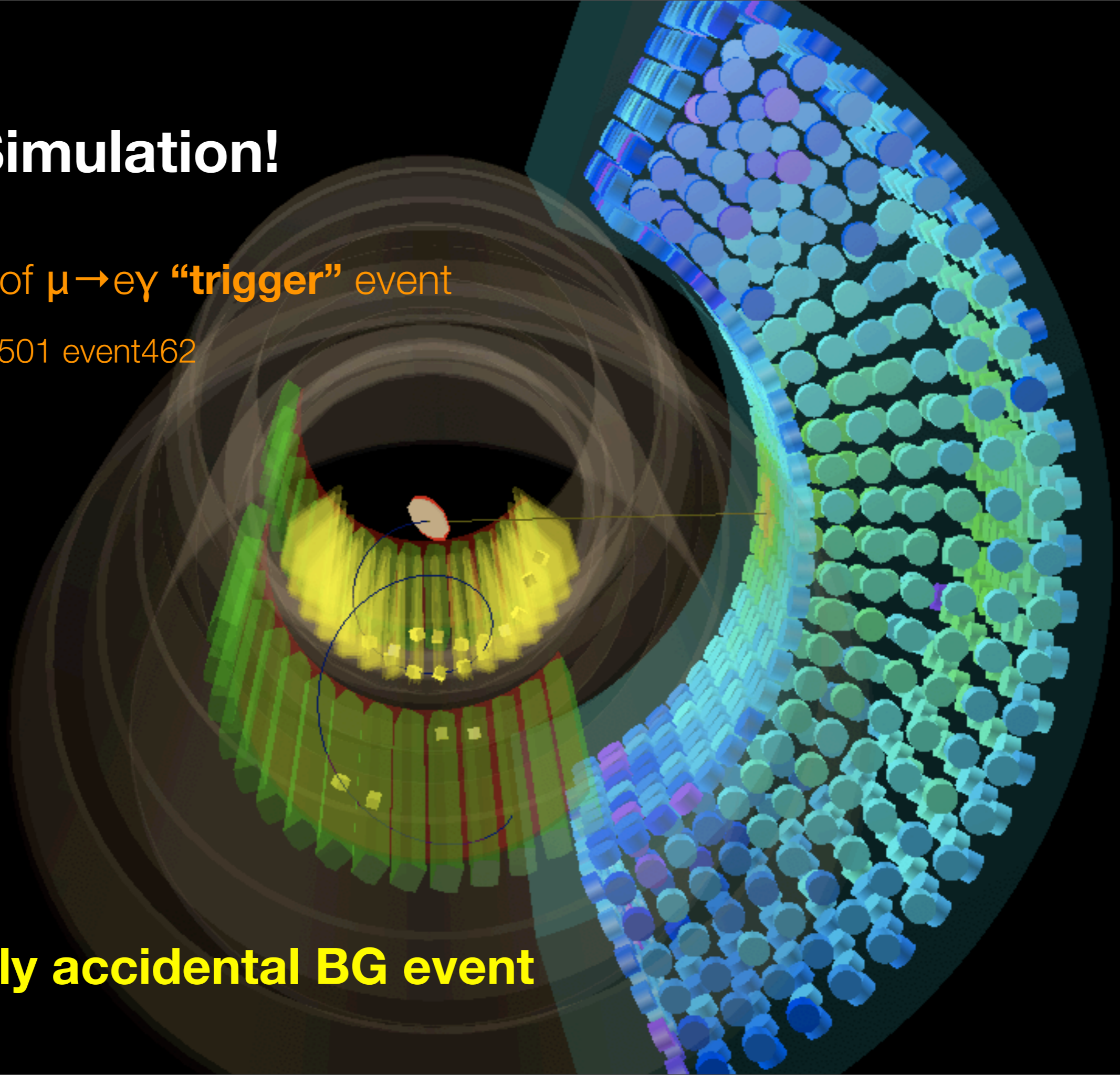
Run#24501 event462



Not a Simulation!

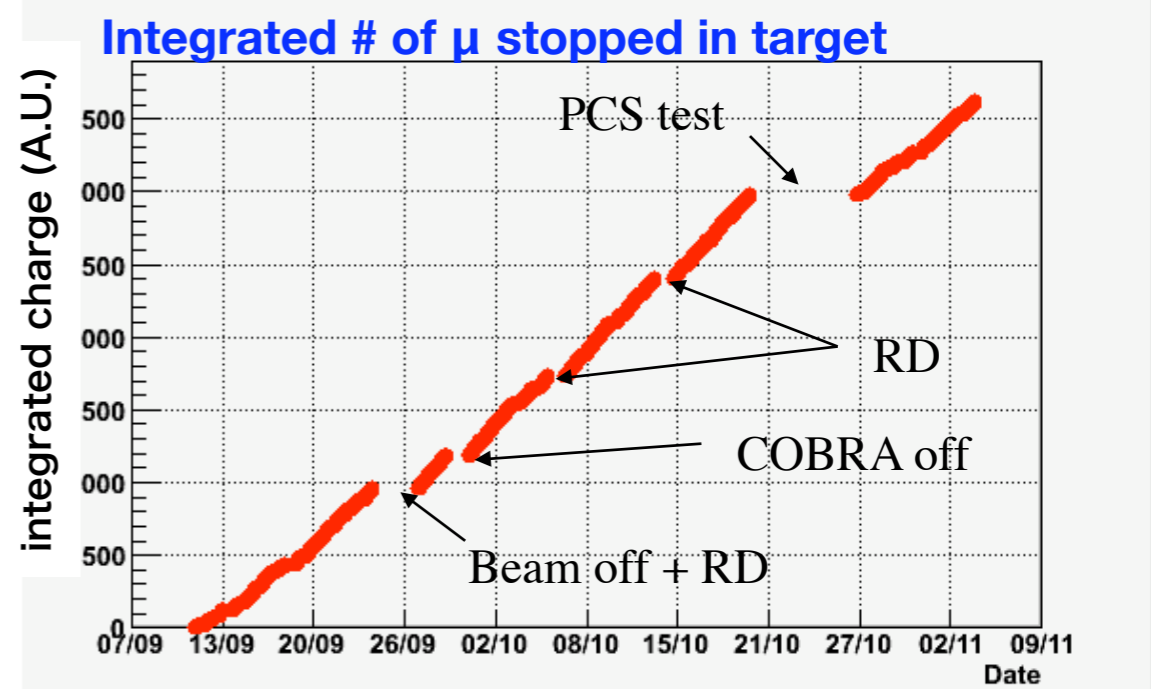
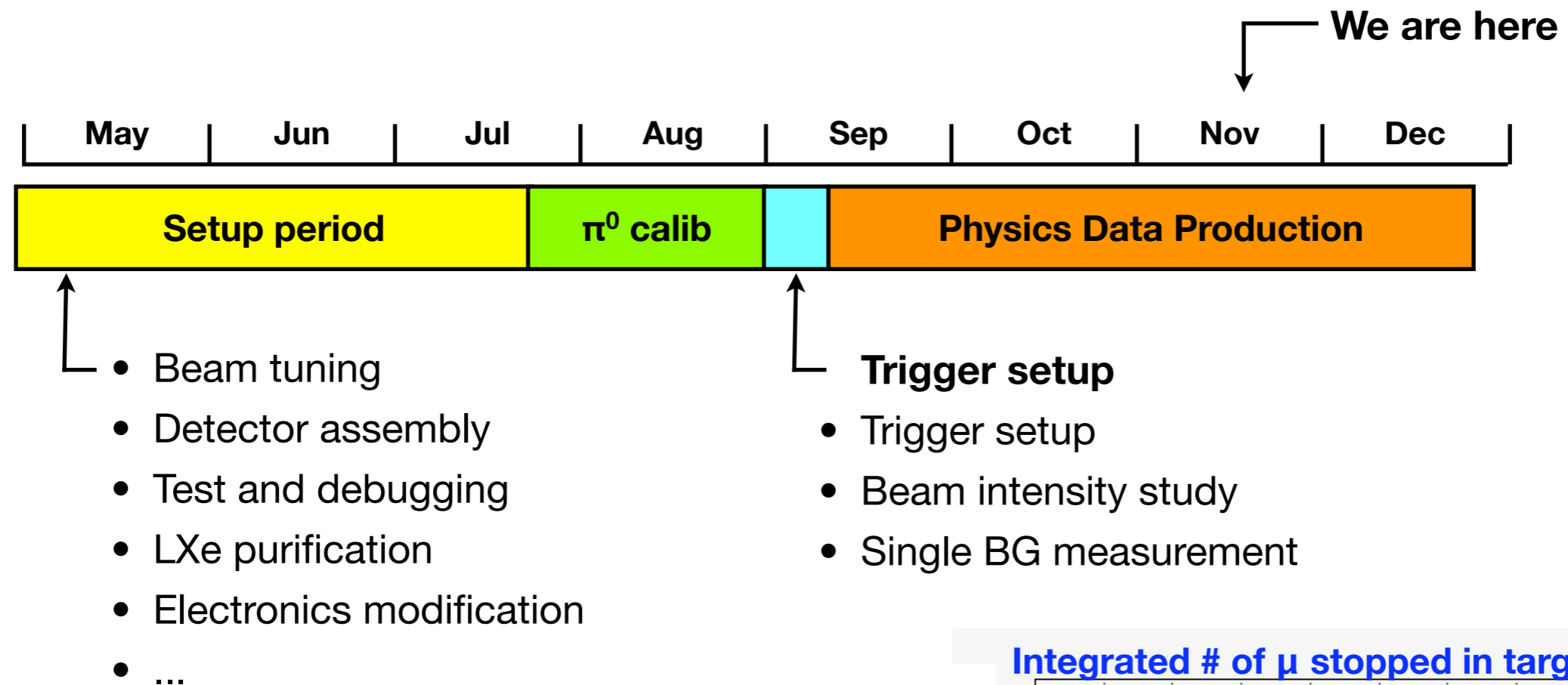
Example of $\mu \rightarrow e\gamma$ “trigger” event

Run#24501 event462

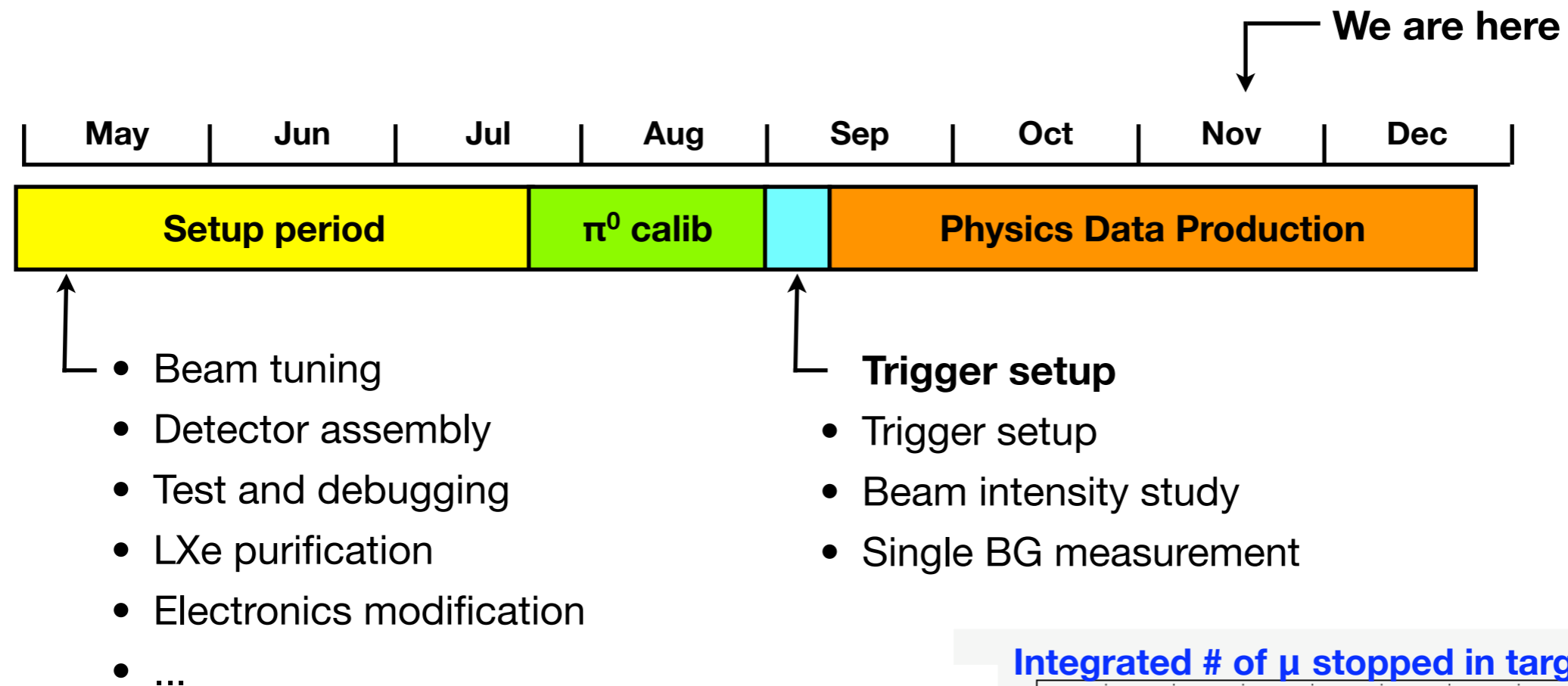


Most likely accidental BG event

Run Schedule 2008

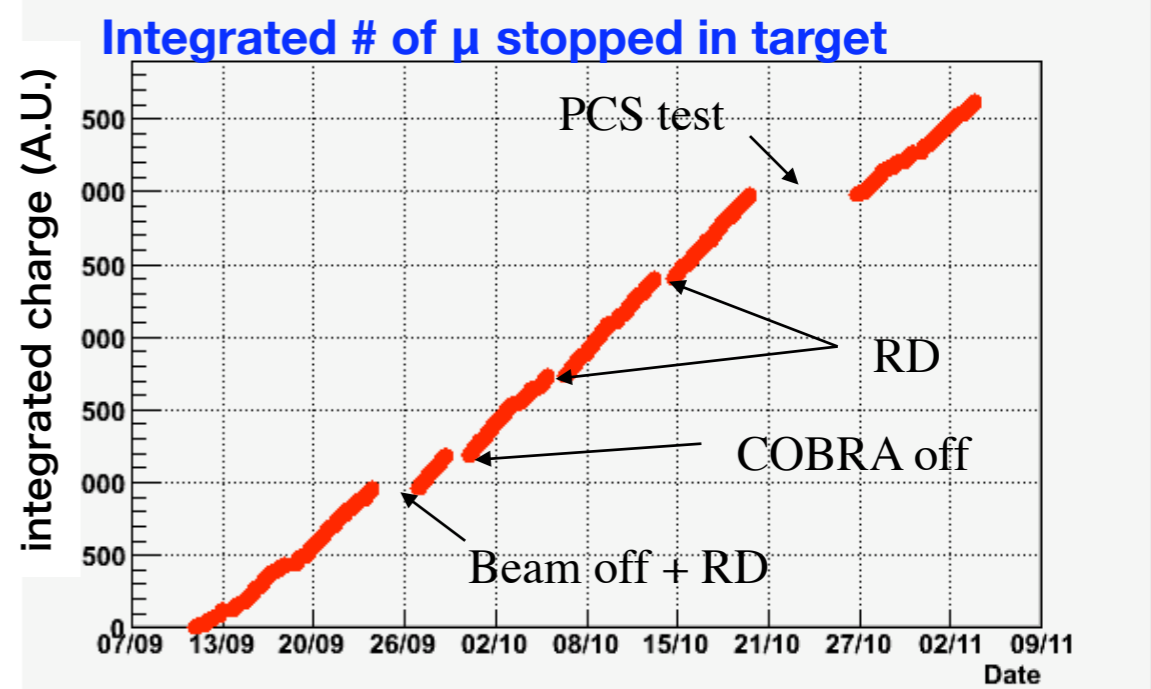


Run Schedule 2008



Goal of run 2008

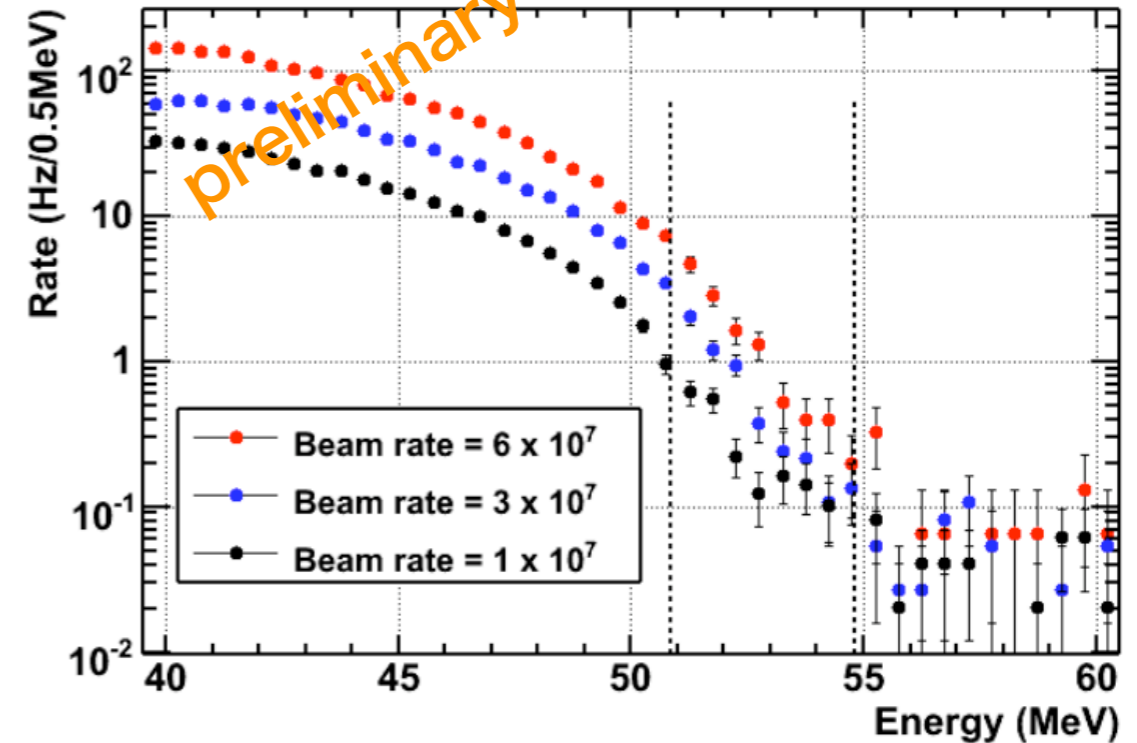
- *First physics-data production (~12week)*
- ***“Significant” physics result***



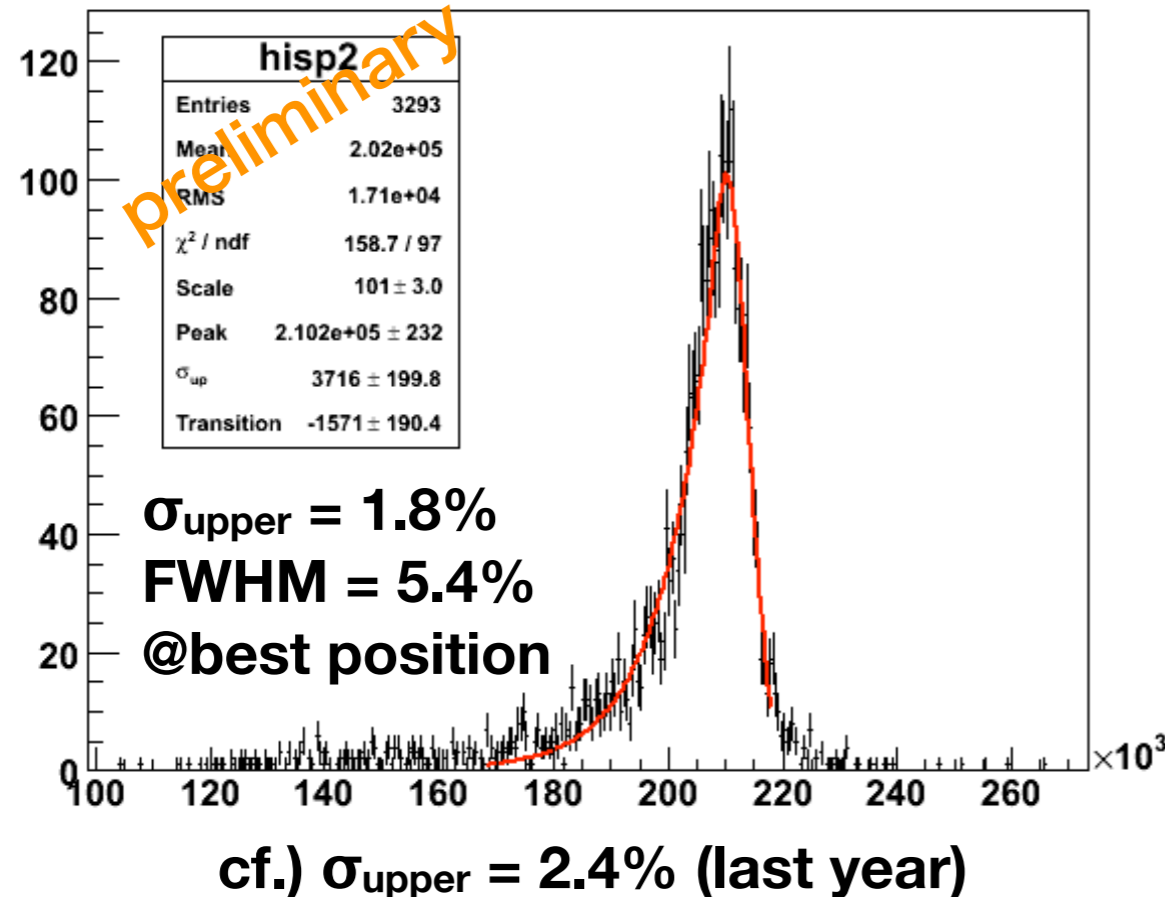
LXe Detector: Performance 2008

- LXe detector calibrated in full acceptance with 55- and 83-MeV γ from π^0 decay
- Systematic non-uniformity of detector response. Yet to be studied.

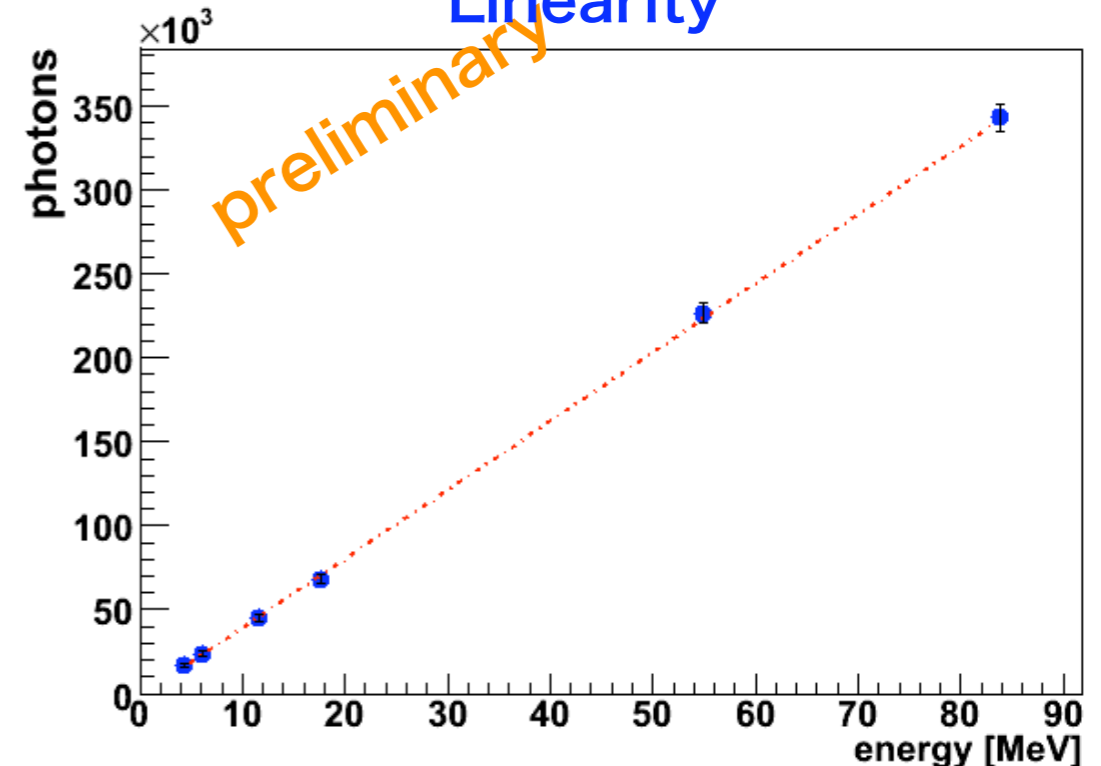
Single γ BG spectrum



Energy resolution @55MeV- γ



Linearity



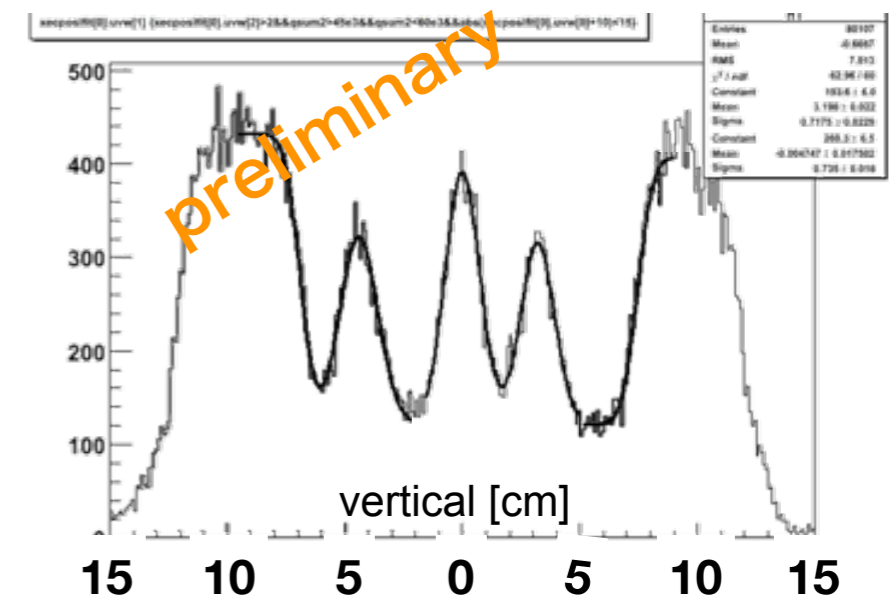
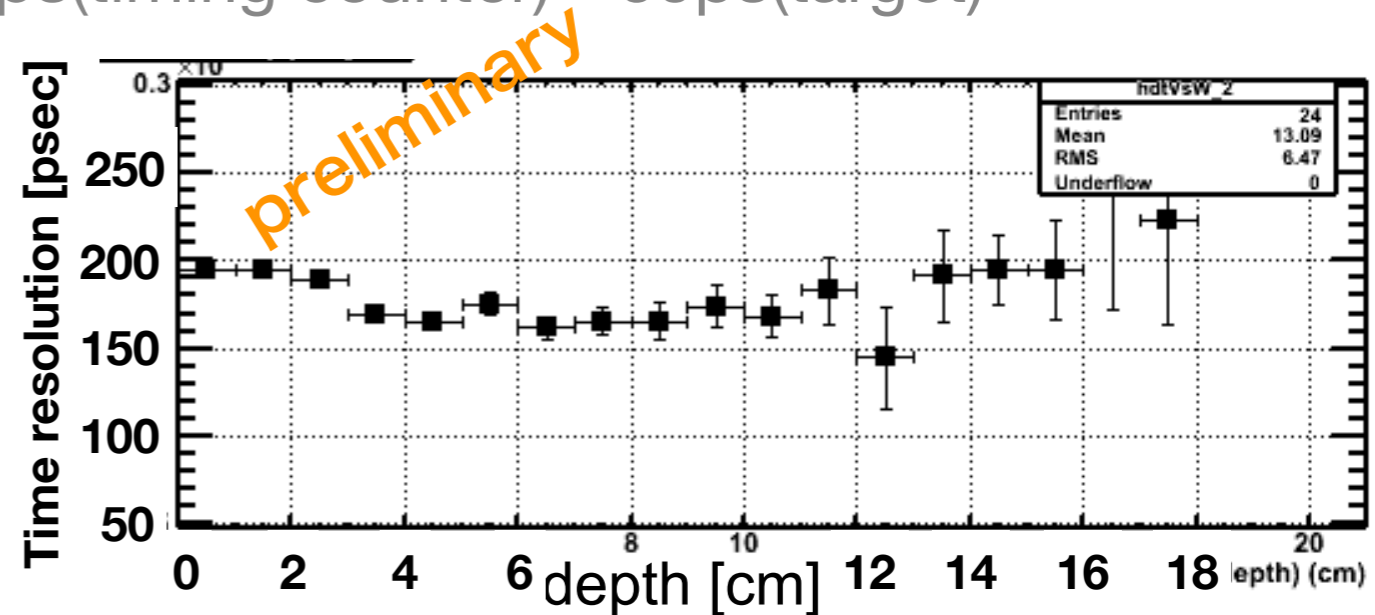
LXe Detector: Performance 2008

- **Timing resolution for 55MeV- γ**

- Relative time between LXe and timing counter with pre-shower converter
- LXe timing resolution = 160ps - 70ps(timing counter) - 60ps(target)
= 130ps (σ)

- **Position resolution for 55MeV- γ**

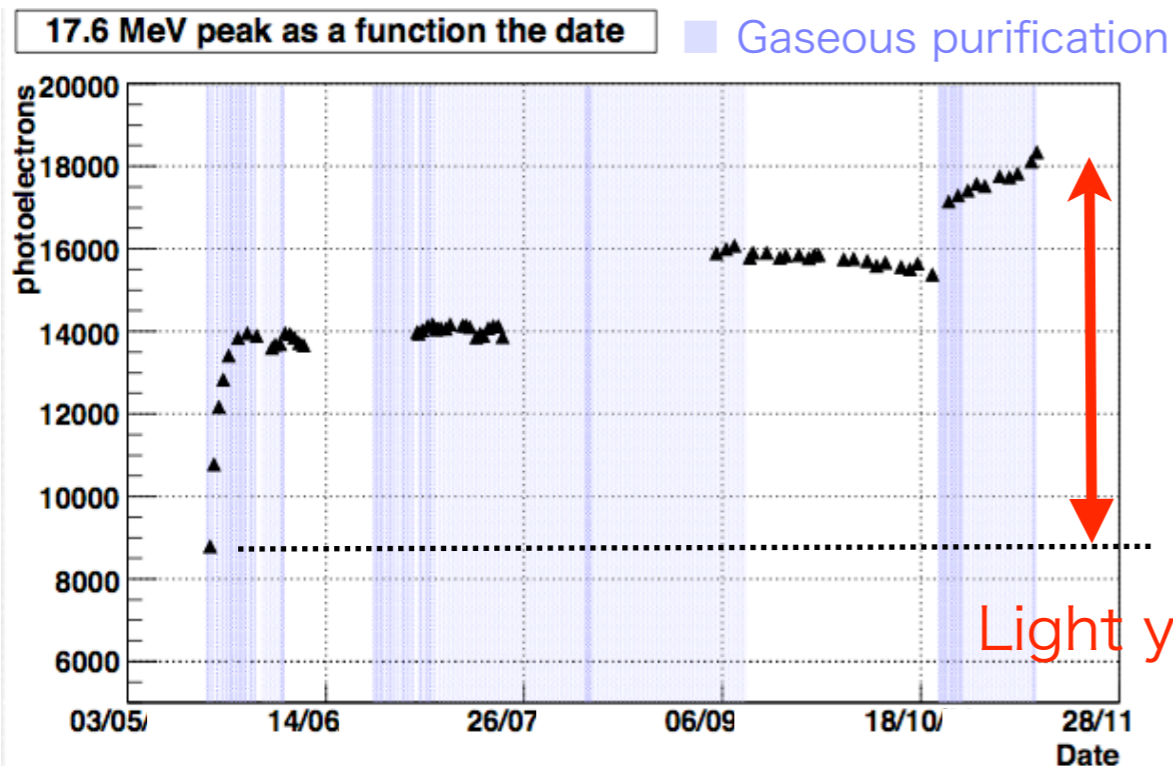
- Shadows of lead collimator slits
- LXe position resolution
 - **0.5cm (σ) @ edge**
 - 0.65cm (σ) @ slit (need further analysis)



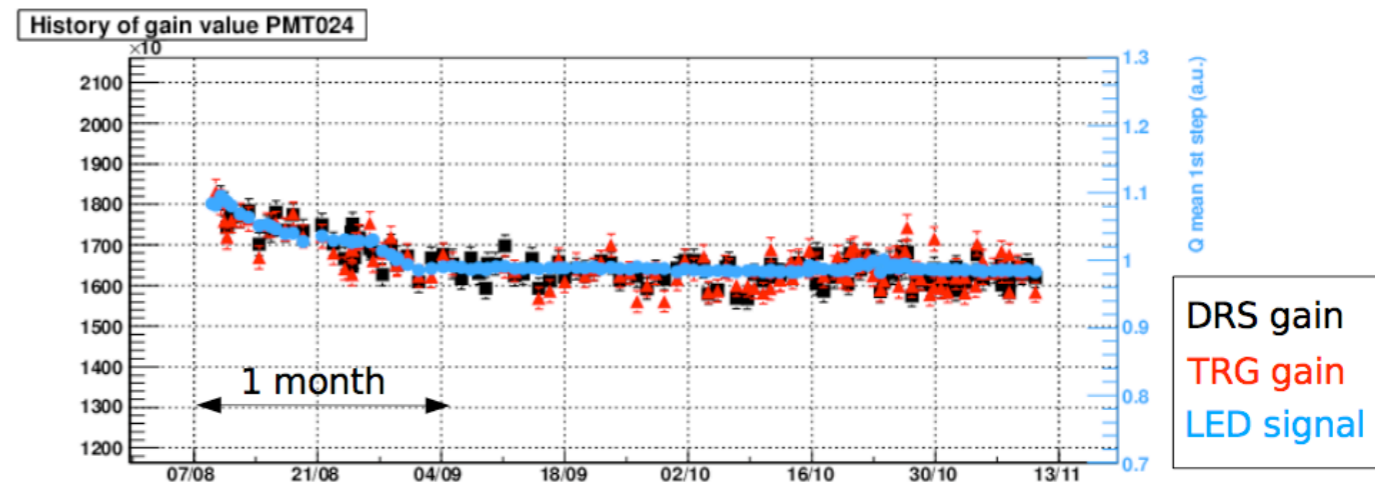
LXe Detector: Calibration and Monitoring

- **Continuous:** PMT gain monitoring with LED
- **Daily:** PMT gain measurement
- **Every second day:**
 - Calibration with monoenergetic γ from nuclear reaction using proton from Cockcroft-Walton accelerator
 - Alpha sources on wire

Light yield



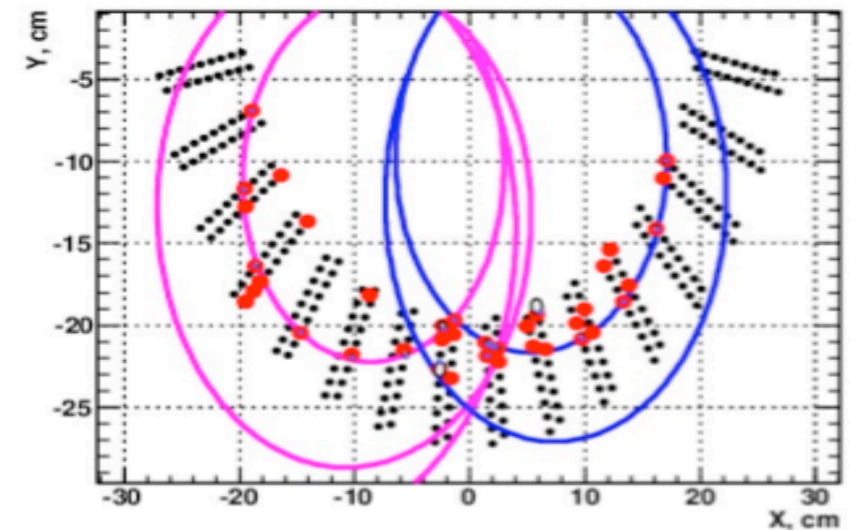
PMT gain



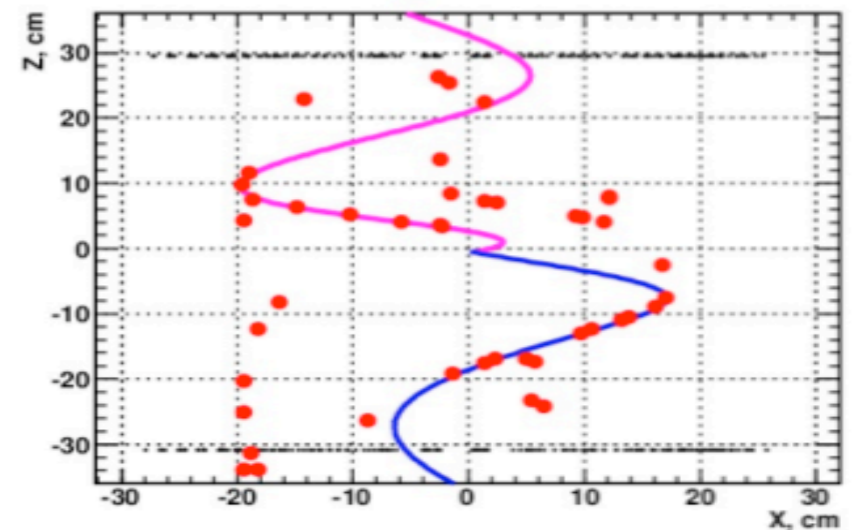
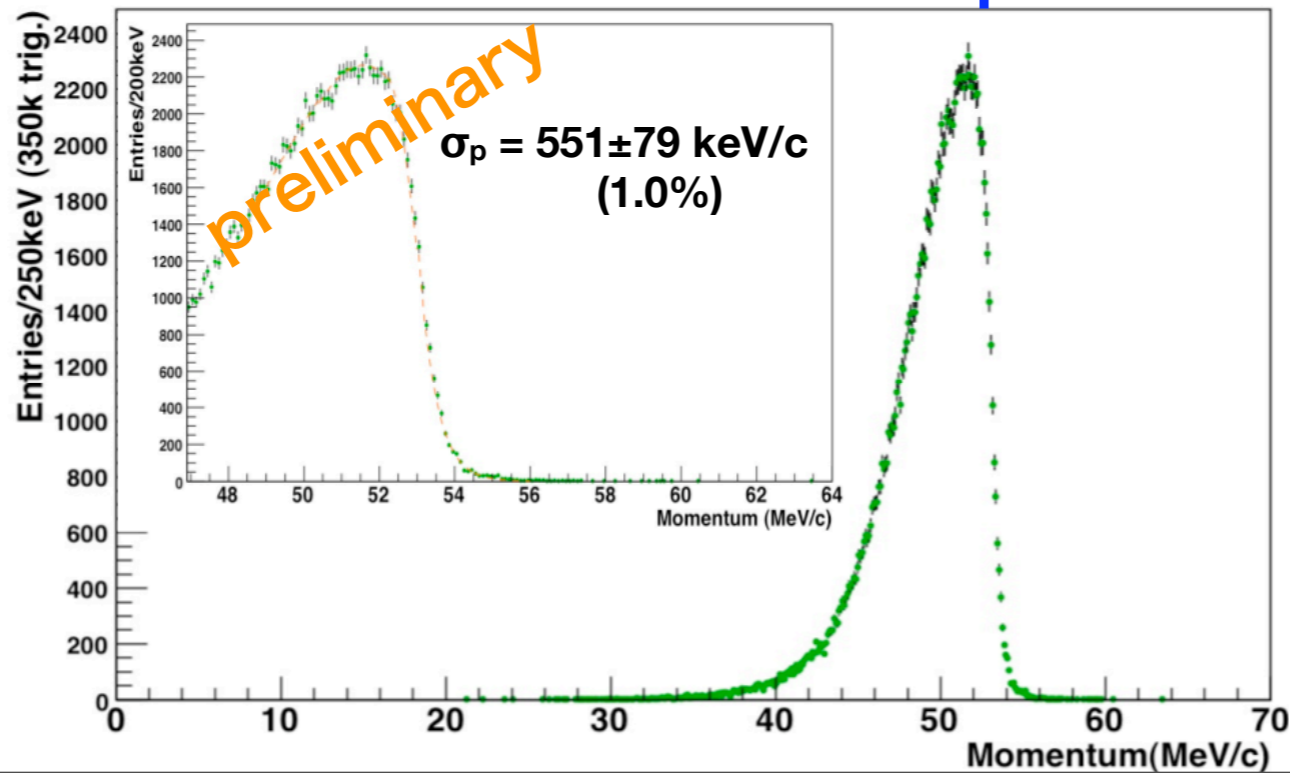
Drift Chamber: Performance in 2008

- Calibration
 - Alignment done with Michel-positron tracks
 - Z- and R-resolutions are measured with Michel positron
 - Momentum resolution measured at the edge of the Michel spectrum
- Low efficiency due to frequent tripping of some chambers

Reconstructed tracks



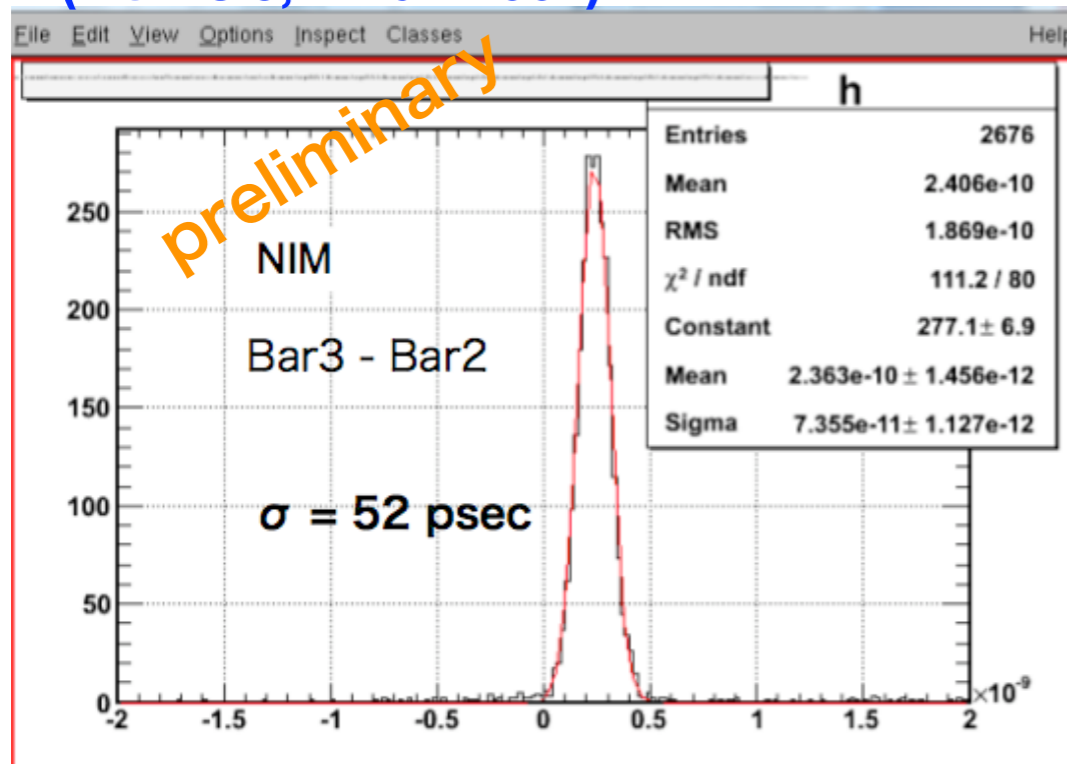
Reconstructed Michel spectrum



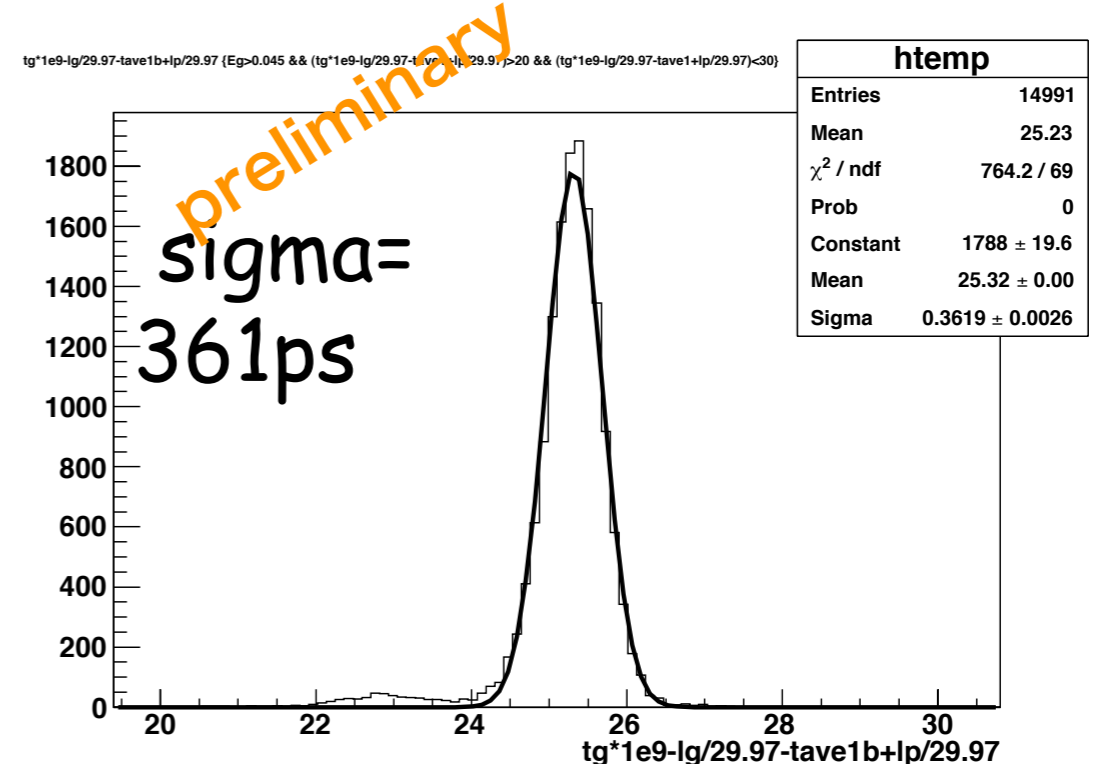
Timing Counter: Performance in 2008

- Time calibration
 - Time coincident γ s (4.4 and 11.7MeV) from B(p, γ)C using protons from CW accelerator
 - Cosmic ray
 - Dalitz π^0 decay ($\pi^0 \rightarrow \gamma e^+ e^-$) for calibration of $T_{e\gamma}$
 - Radiative decay (to be studied)

TC time resolution (intrinsic, in run 2007)



$T_{e\gamma}$ distribution in Dalitz π^0 decay



Background and Sensitivity

To be updated



	Goal		2007	2008
	Measured	Simulation	Measured	Prospects
Gamma Energy (%)	4.5-5.0		6.5	
Gamma Timing (nsec)	0.15		0.27*	
Gamma Position (mm)	4.5-9.0		15.	
Gamma Efficiency (%)	>40		>40	
e ⁺ Timing (nsec)	0.1		0.12*	
e ⁺ Momentum (%)		0.8	2.1	
e ⁺ Angle (mrad)		10.5	17.	
e ⁺ Efficiency (%)		65.	65.	
Muon Decay Point (mm)		2.1	3.	
Muon Rate (sec ⁻¹)	3x10 ⁷		3x10 ⁷	2.8x10 ⁷
Running Time (week) (1 week = 4x10 ⁵ sec)	100			12
Single Event Sensitivity	0.5x10 ⁻¹³			8.5x10 ⁻¹³
Accidental Rate	0.1-0.3x10 ⁻¹³			
# of Accidental Events	0.2-0.5			
90% CL Limit	2x10 ⁻¹³			<10 ⁻¹¹

*added another 0.25nsec for BG evaluation (DRS time synchronization)

Physics Analysis

- Do we find $\mu \rightarrow e\gamma$ event(s) in data 2008?

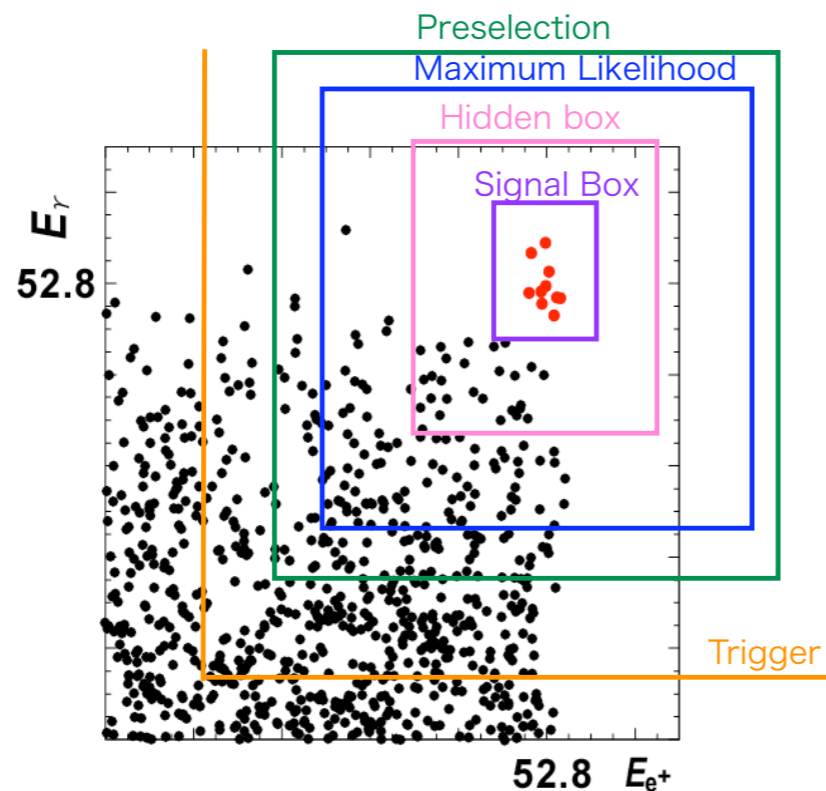
Physics Analysis

- Do we find $\mu \rightarrow e\gamma$ event(s) in data 2008?
 - We don't know yet, because...

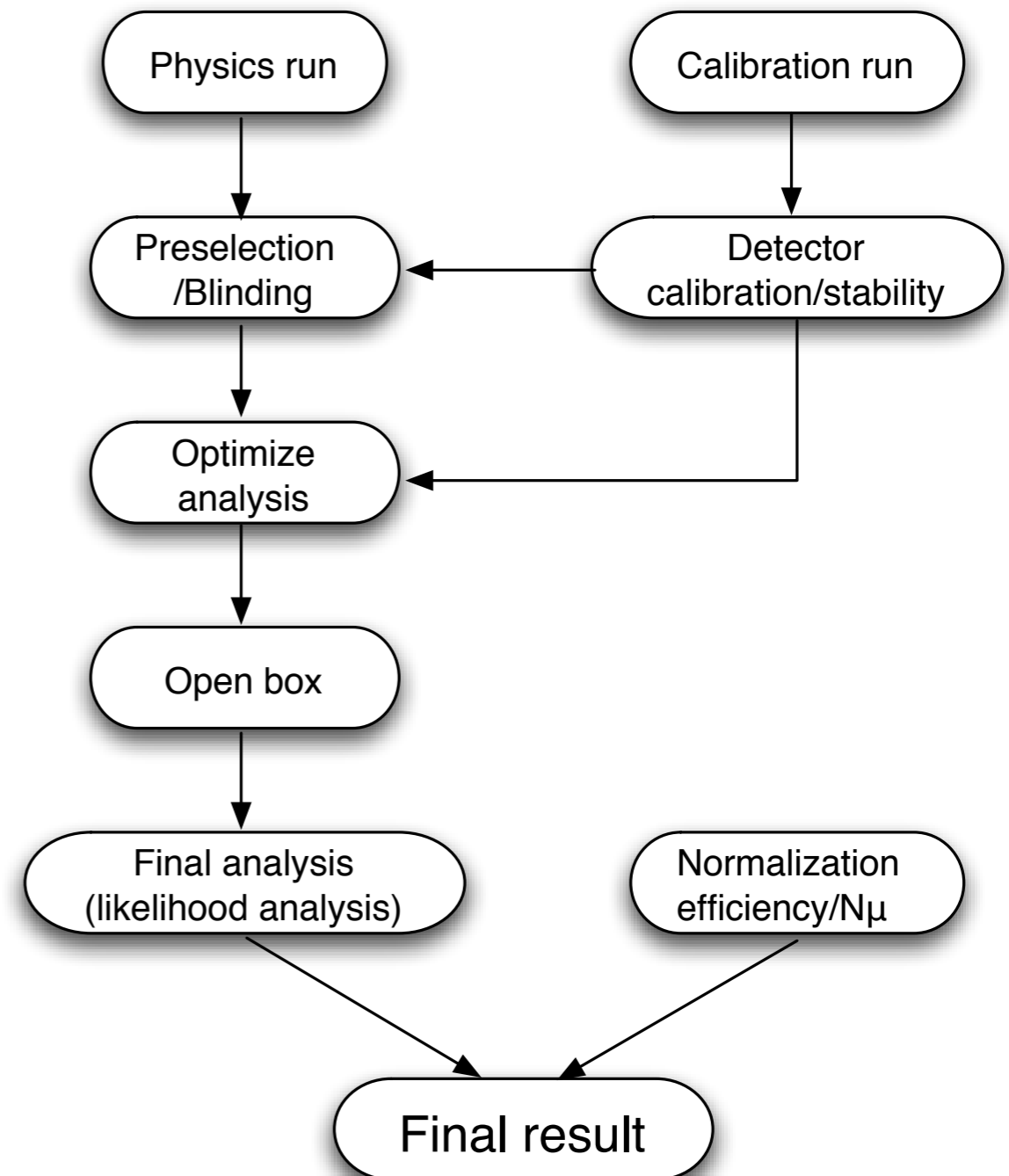
Physics Analysis

- Blind analysis: **Hidden signal box**
- **Maximum likelihood analysis**
- Preselection for data reduction and efficient analysis
- **Framework/tools are ready and being tested.**

Analysis Window Definition with MC data




Planned analysis flow



How about Next Year or Later?

- **Various improvements in detector performance are expected next year**
 - Detector calibration still being improved.
 - New waveform digitizer (DRS4) will be installed for run 2009
 - Better time synchronization among the chips
 - Better temperature dependence
 - Ghost pulse problem solved
 - Prototype under testing.
 - Further improvement of light yield in LXe?
 - Still lower than expected (a factor of two).
 - Spectrometer performance
 - Problem of chamber tripping to be solved.
 - Reconstruction algorithms to be improved.

**New digitizer chip (DRS4)
Prototype**



Summary

- MEG experiment seeks evidence for the LFV process, $\mu \rightarrow e\gamma$.
- All detectors assembled again and calibrated for run 2008.
- **We finally started physics-data production in September!**
- Detector performance is still to be optimized.
- Goal of run 2008
 - **Physics data production for ~12 weeks**
 - **Get the first but “significant” physics result with a sensitivity improving the present experimental bound ($BR < 1.2 \times 10^{-11}$)**
- MEG is expected to reach a sensitivity at a few $\times 10^{-13}$ branching ratio in a few years of data taking.

Conclusion

We hope to have the first physics results sometime next year.



Conclusion

We hope to have the first physics results sometime next year.

